



Chemwatch ChemFFX

Online MSDS and Emergency Reference Source

- General Overview -

Department of Environmental Health and Safety
January, 2010

Overview

- ChemFFX is a database developed and maintained by ChemWatch®. The repository encompasses detailed information about a vast number of chemicals. This data is commonly presented as either Chemwatch written (Gold) Material Safety Data Sheets or Vendor (supplier) written MSDSs or both. The Chemwatch written MSDSs is often preferable because it is more detailed, is available in multiple languages and is in a consistent format for easy reading.
- ChemFFX also provides direct emergency response information by category:
 - First Aid
 - Spills
 - Fire Fighting
 - Doctor

Document Objective

Once you have reviewed the following training material, you will be able to:

- Search for a Gold MSDS reference sheet (this will be your default search item as it is the most comprehensive material safety data sheet version)
- Search and print a Vendor MSDS, if required
- View multiple Vendor documents
- Obtain direct emergency response information by category: First Aid, Spills, Fire Fighting and Doctor
- Obtain on-line help if required
- Contact the appropriate Queen's University staff for any questions regarding ChemFFX.
- Confirm default software settings for ChemFFX.

Access ChemFFX

Login

ChemFFX is only accessible while on Queen's Campus, using the Queen's network infrastructure. If remote access is required, please contact Ben Fiegen (contact information provided on "Questions?" page).

To access ChemFFX, launch your web browser and enter the following site address:

<http://jr.chemwatch.net/chemffx/>

Save this location as a "Favourite" in your web browser to allow for readily accessible access moving forward.

ChemFFX Main Window

The screenshot shows the ChemFFX main window. On the left, there is a sidebar with buttons for 'SHORT', 'LONG', 'GOLD MSDS', 'EMERGENCY', 'LABELS', 'VENDORS MSDS', and 'MINI MSDS'. The 'LONG' button is highlighted with a red glow. The main area contains a search engine with a 'Reference Database' header, radio buttons for 'Full' and 'Own', a 'Show Own' button, and a search form with 'Name/CAS No' and 'WITH' fields, and 'SEARCH' and 'CLEAR' buttons. A dropdown menu is open below the search form, listing search criteria options: 'Name/CAS No', 'CW No', 'EINECS No', 'UN No', 'DG Class', 'User Part No', and 'Vendor Part No'. Annotations include a blue oval around the sidebar buttons, a blue oval around the search form, and arrows pointing from the text on the right to the search form and the dropdown menu.

Search engine. Default is Name/CAS#. Click drop down menu for additional search criteria options:

Name/CAS No
Name/CAS No
CW No
EINECS No
UN No
DG Class
User Part No
Vendor Part No

Click the button that corresponds to the type of information you want to see. Selection can be made before or after a search. Your likely default will be **Gold MSDS "Long"**. This results in the most comprehensive MSDS online reference material.

ChemFFX – Software Settings

Software Settings

The software settings dictate what is available to you and in what language preference. Take a moment to click the wrench that appears on the main screen.



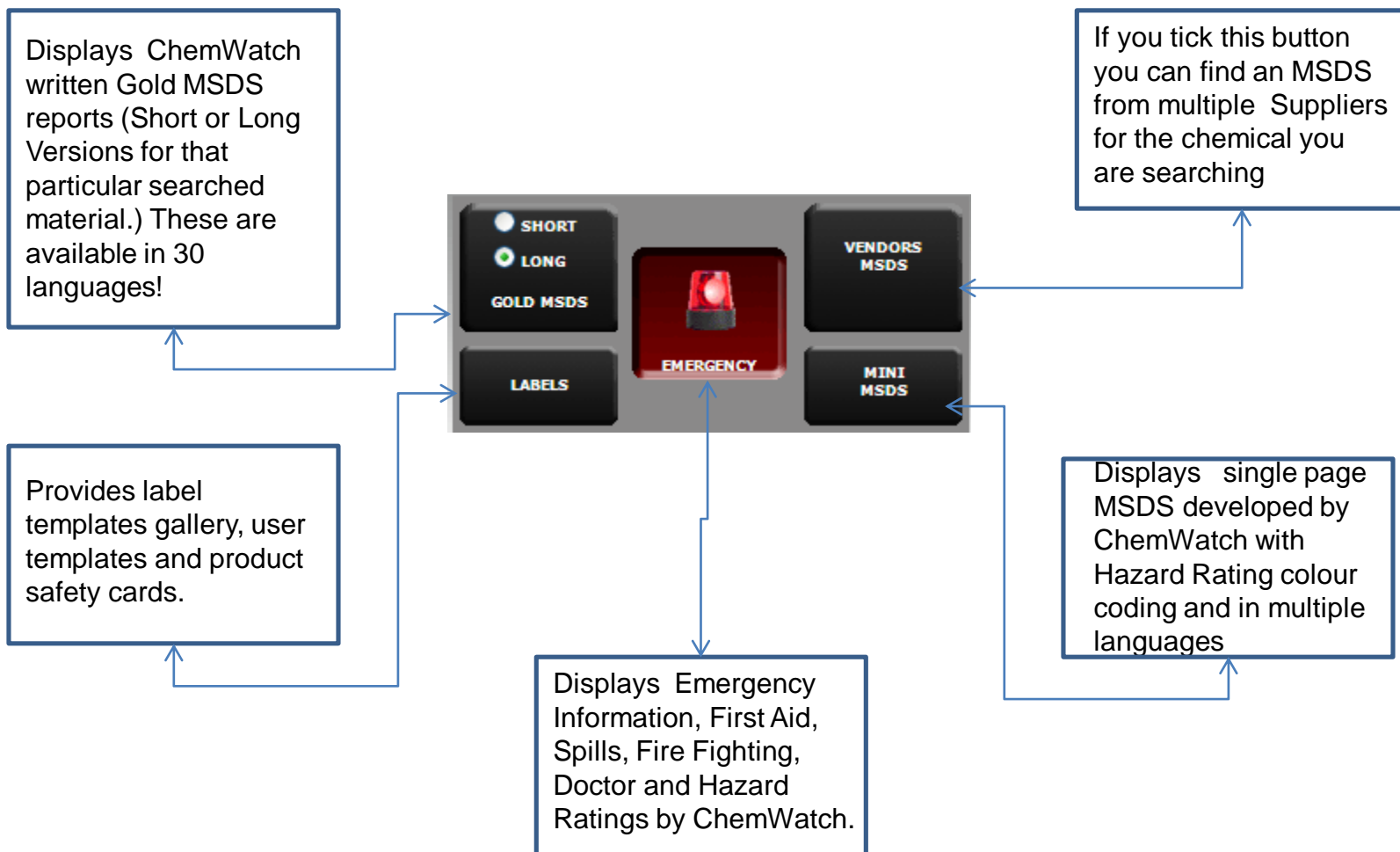
Your settings should be set as indicated below. If not, change them and then click the **Save** button.

FILTER SETTINGS		USER ACCESS		LOGO SETTINGS	
Save Reset					
CURRENT FILTERS					
Show Preferred Names:	<input type="checkbox"/>	Hide Gold MSDS:	<input type="checkbox"/>	Show only Gold:	<input type="checkbox"/>
		Concise MSDS:	<input type="checkbox"/>	Show Vendor:	<input type="checkbox"/>
Show Part number:	<input checked="" type="checkbox"/>	Show Crossover:	<input type="checkbox"/>		
		Latest documents only:	<input checked="" type="checkbox"/>		
Language:	English				
Country:	Please Select One...				
Type:	MSDS				
Source Type:	All				
Filters	Simple <input checked="" type="radio"/>	Advanced	<input type="radio"/>		

The Country setting of "Please Select One" ensures that MSDS from all countries of origin are available in a search request.

ChemFFX Search

Select the button that correspond to the information you wish to see. When searching for an MSDS, select the Gold MSDS Long option. These MSDS sheets are produced by ChemWatch, and are extremely comprehensive. Search for a Vendor MSDS if circumstances require you to do so.



ChemFFX Search – Gold MSDS

1. Enter CAS No. or Chemical name in the search field, or select a different search criteria from the drop down menu. You can key in the full name or just a few letters followed by the wildcard search (*). For example:

Make sure you click the **Clear** button when switching over to a different search, otherwise search results will be incorrect.

Reference Database **Show Own** Full Own MATERIALS VENDOR

Name/CAS No v 2206-26-0 WITH [] ?

SEARCH CLEAR

2. Search results will be displayed in a separate window directly beneath the search pane.

Name/CAS No v 2206-26-0 WITH [] ?

SEARCH CLEAR

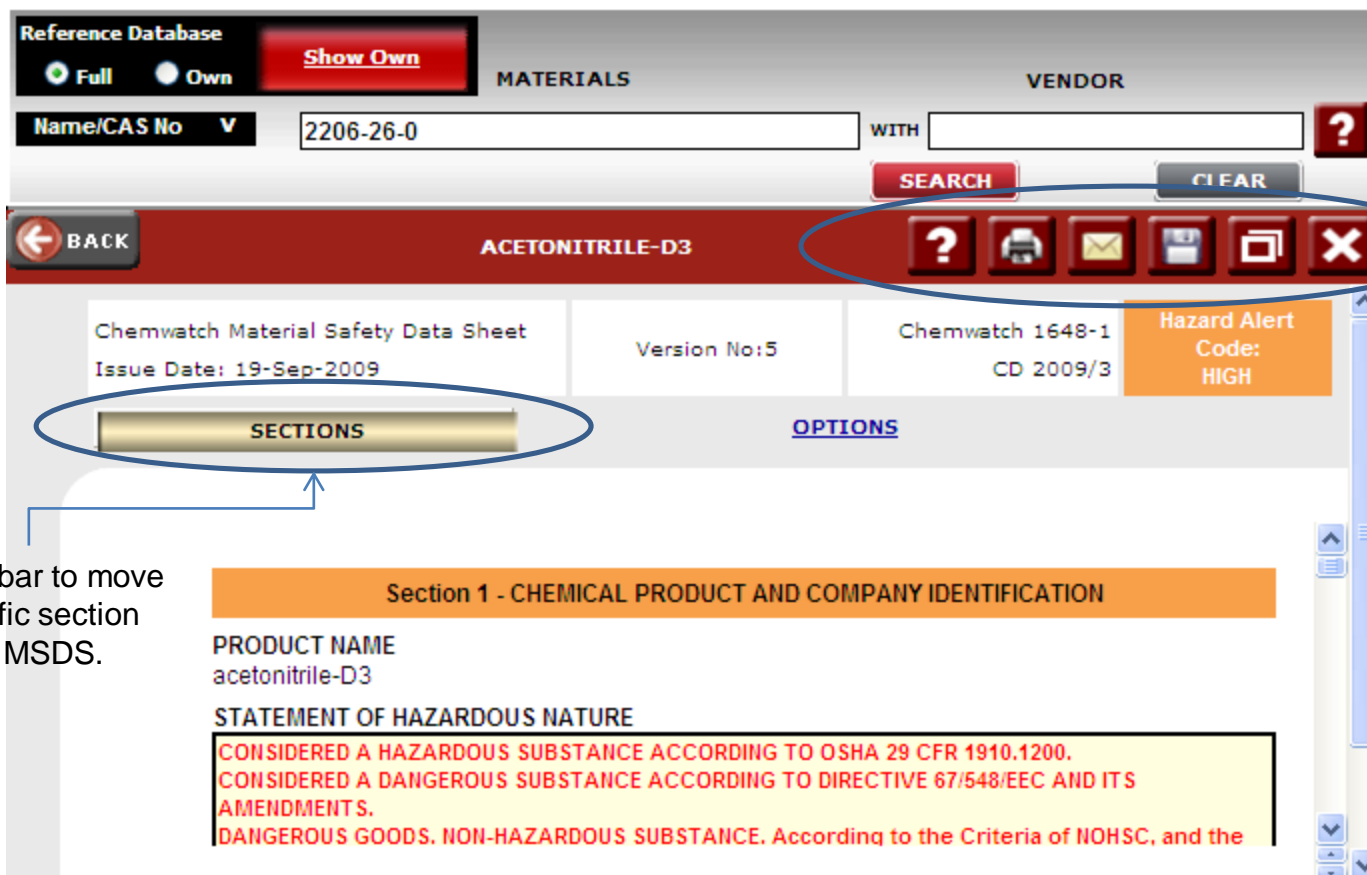
2206-26-0 (5 matches)

TRACK	PART NO.	ALL	CHEMICAL NAME	SYNONYM
		<input type="checkbox"/>	ACETONITRILE-D3	
		<input type="checkbox"/>	ACETYL CHLORIDE FOR SYNTHESIS	ACETONE-D3 DEUTERIERUNGSGRAD MIN.99.8% FUR DIE KERNRESONANZSPEKTROKOPIEN UVASOL
		<input type="checkbox"/>	ACETONITRILE-D3, 99.8 ATOM % D	
		<input type="checkbox"/>	MONOCLONAL ANTI-MU CALPAIN, LARGE SUBUNIT, CLONE 15C10, PURIFIED MOUSE IMMUNOGLO	
		<input type="checkbox"/>	ACETONITRILE-D3	

ChemFFX Search – Gold MSDS

- Click the product name from the list of search results. Use the icons provided in the window to maximize/minimize a window, close the window, or print the contents within the window. Move your mouse over the icons for a description. Below is an example of a Gold MSDS (Long) for Acetonitrile-D3.

Move your mouse over the icons for a description.



Reference Database
Full Own **Show Own** MATERIALS VENDOR

Name/CAS No v 2206-26-0 WITH [?] **SEARCH** CLEAR

BACK ACETONITRILE-D3 [?] [Print] [Email] [Save] [Close]

Chemwatch Material Safety Data Sheet Version No:5 Chemwatch 1648-1 Hazard Alert Code: HIGH
Issue Date: 19-Sep-2009 CD 2009/3

SECTIONS [OPTIONS](#)

Section 1 - CHEMICAL PRODUCT AND COMPANY IDENTIFICATION

PRODUCT NAME
acetonitrile-D3

STATEMENT OF HAZARDOUS NATURE
CONSIDERED A HAZARDOUS SUBSTANCE ACCORDING TO OSHA 29 CFR 1910.1200.
CONSIDERED A DANGEROUS SUBSTANCE ACCORDING TO DIRECTIVE 67/548/EEC AND ITS AMENDMENTS.
DANGEROUS GOODS. NON-HAZARDOUS SUBSTANCE. According to the Criteria of NOHSC, and the

Click this bar to move to a specific section within the MSDS.

ChemFFX Search – Vendor MSDS

When required, you can reference the Vendor MSDS for a specific product.

The following Procedure steps through viewing a Vendor MSDS for “acetone”

1. Click the **Vendor MSDS** button to the left on the main screen. Search for acetone:

The screenshot shows a search interface with the following elements:

- Reference Database: Full (selected), Own, Show Own (button)
- MATERIALS (selected), VENDOR
- Name/CAS No: acetone
- WITH: [empty]
- SEARCH (button)
- CLEAR (button)

2. All matching Vendor MSDS matches are reported in the search results pane.
Note: click any of the column headings that are underlined (e.g. Document Name, Vendor, Type) to sort the search results based on that criteria.

The screenshot shows the search results pane with the following elements:

- Name/CAS No: acetone
- SEARCH (button)
- CLEAR (button)
- BACK (button)
- No of hits : 21
- CLEAR (button)
- FILTER (button)
- Table with columns: TRACK, PART NO., ALL, DOCUMENT NAME, VENDOR, TYPE, LANG, CTRY, SRC, ISSUE DATE

TRACK	PART NO.	ALL	DOCUMENT NAME	VENDOR	TYPE	LANG	CTRY	SRC	ISSUE DATE
		<input type="checkbox"/>	acetone	Videojet Technologies	MSDS	EN	CAN	P	2001-09-17
		<input type="checkbox"/>	acetone	Gentek	MSDS	EN	CAN	P	2001-04-01
		<input type="checkbox"/>	acetone	GE	MSDS	EN	CAN	P	2004-01-09
		<input type="checkbox"/>	ACETONE	Exxon	MSDS	EN	CAN	P	2002-02-28
		<input type="checkbox"/>	Acetone	Johnson Matthey	MSDS	EN	CAN	P	2007-04-04
		<input type="checkbox"/>	acetone	3M	MSDS	EN	CAN	P	1999-12-08
		<input type="checkbox"/>	acetone	Anachemia	MSDS	EN	CAN	P	2006-12-12

ChemFFX Search – Vendor MSDS

3. Click the document name.

The search pane is replaced, in this example, with the Vendor MSDS sheet selected.

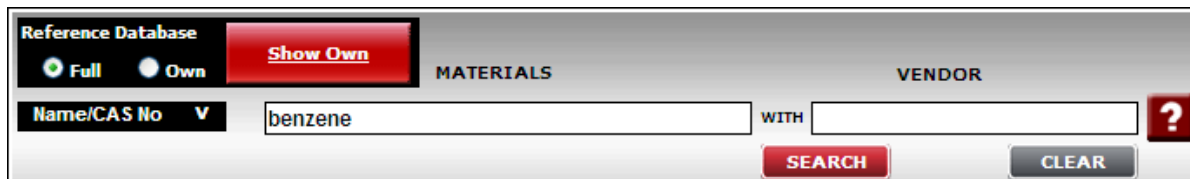
Use the icons provided in the window to maximize/minimize a window, close the window, or print the contents within the window. To print a PDF always use the PDF print icon within ChemFFX and **not** your browser print button.

The screenshot shows a web browser window displaying a Material Safety Data Sheet (MSDS) for InkSource Make-Up Fluid. The browser's address bar and toolbar are visible, with a red oval highlighting the window control icons (back, forward, home, refresh, print, mail, search, close). The MSDS content includes the title "MATERIAL SAFETY DATA SHEET", the product name "InkSource Make-Up Fluid 16-4505", and the section "1. IDENTIFICATION OF THE SUBSTANCE/PREPARATION AND OF THE COMPANY/UNDERTAKING". The product name is listed as "16-4505" and the material uses are "Industrial applications: Make-Up fluid for use in a continuous ink jet process. Replaces".

ChemFFX Search – Emergency Response Detail

There may be occasion when you need direct access to Emergency Response detail. The following Procedure steps through viewing Emergency Response information for benzene.

1. Click the **Emergency** button to the left on the main screen. Search for benzene:



Reference Database
Full Own Show Own MATERIALS VENDOR
Name/CAS No v benzene WITH ?
SEARCH CLEAR

2. The search pane is replaced with the Emergency Response detail.



BACK BENZENE ? [Printer] [Email] [Save] [Close]

Emergency

First Aid Spills Fire Fighting Doctor

ChnA
ERG/IERG
CHRIS
ERICards

BENZENE
CHEMWATCH 1114 CD 2009/3

HAZARD RATINGS

CHEMWATCH HAZARD RATINGS

Min Max

Click the appropriate icon to jump directly to the information you require.

On-Line Help/Reference

ChemFFX User Guide produced/maintained by ChemWatch®:

1. Click the “?” icon that appears at the very top right corner of the ChemFFX main window. This is a detailed user guide with some exercises.



ChemFFX Context Sensitive Help:

1. For directed help on a function you are using, click the “?” icon available with the function. For example, the question mark by the Vendor search provides detailed information on how to use the ChemFFX search engine.



Queen's University Department of Environmental Health and Safety

1. Go to <http://www.safety.queensu.ca/>
2. Click the Chemical tab for access to additional information



Questions?

If you come across any of the following issues, please contact Ben Fiegen, Queen's University Department of Environmental Health and Safety 613-533-6000 ext. 75119 or email fiegenb@queensu.ca:

- Inability to access ChemFFX
- Gold MSDS sheet unavailable or out of date
- Vendor MSDS sheet unavailable or out of date
- Any other questions, where you are in doubt

After Hours

If you require an MSDS reference sheet after hours and you do not have access to a computer, contact Queen's University Campus Security at 613-533-6733 (non-emergency Security line).